

# **Computing Scheme of Work - EYFS**

**Literacy**

**ELG: Word Reading**

# Literacy



## Early Learning Goal:


### Word Reading

Children at the expected level of development will:

Say a sound for each letter in the alphabet and at least 10 digraphs.

Read words consistent with their phonic knowledge by sound-blending.

Read aloud simple sentences and books that are consistent with their phonic knowledge, including some common exception words.

Resources	Lesson ideas
<p><a href="#">Mashcams</a> (Mini Mash and Purple Mash)</p> <div data-bbox="497 790 741 1098" style="text-align: center;"><p>Pirate</p></div>	<p><b>Lesson ideas:</b> -</p> <ul style="list-style-type: none"><li>• Use the Mashcam to create a character for the children.</li><li>• Add some simple sentences to the character's speech bubble for the children to read.</li><li>• What is the character saying?</li><li>• Make a list of things that the character wants the children to do, can the children read the list and follow the instructions?</li><li>• Introduce new words to the instructions.</li><li>• Use characters that are part of a class topic e.g. People, who help us.</li><li>• Print out the character with the speech bubble, laminate and write on/wipe off the instructions you want the children to read. For example, use the builder in the construction area, write in the speech bubble the activity you want the children to do.</li><li>• Can the children work together to read and find out what the builder wants them to build?</li></ul>
<p><a href="#">Alphabet Sound Slideshows</a> (Mini Mash)</p>	<p><b>Lesson ideas:</b> -</p> <ul style="list-style-type: none"><li>• Use the alphabet slideshows to introduce the children to the initial letter sounds.</li></ul>

Need more support? Contact us:

Tel: +44(0)208 203 1781 | Email: support@2simple.com | Twitter: @2simplesoftware



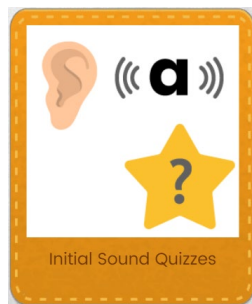
- There is a slideshow for each of the letters of the alphabet and each slideshow has several pictures and words, which start with the letter sound.

Some of the words will be familiar to the children, other words will be new and children will need knowledge of phonics to help them to decode the word.

- Create your own slideshows by using the slideshow creator in the teacher's area.

Creating your own slideshows is so simple to do but allows you to add images and text which are appropriate for the age and stage you are teaching and could be a great way to introduce new words for the children to read.

**Initial Sound Quizzes**  
(Mini Mash)



Quizzes based around each letter of the alphabet where children have to choose the word with the correct initial sound.

**Lesson ideas: -**

- Use to cement children's understanding of certain sounds whilst developing their word recognition and problem-solving skills.
- After learning the different sounds, allow children to access the quizzes as a class, talking through the different words and reiterating the sound.
- Allow children access to the quizzes in continuous provision.

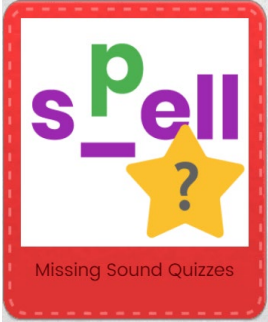

**Missing Sound Spelling Quizzes**  
(Mini Mash)

Topic based cloze quizzes where children need to select the correct sound that is missing from the word.

**Lesson ideas: -**


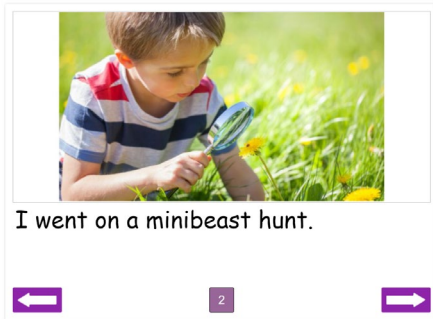

**Need more support? Contact us:**

Tel: +44(0)208 203 1781 | Email: support@2simple.com | Twitter: @2simplesoftware

 <p>Missing Sound Quizzes</p>	<ul style="list-style-type: none"> <li>• Children can practise identifying a word based on the picture, sounding out a word and dragging in the missing sound. These sounds are sometimes initial sound, final sound or within the word.</li> <li>• The quizzes cover a range of phonemes and some common digraphs including ee, sh and oo.</li> </ul>
<p><b>Phonics Resources</b> (Purple Mash &amp; Mini Mash)</p> <p><a href="#">Phase 2 Cloze Quizzes</a> <a href="#">Phase 3 Cloze Quizzes</a></p> <p><a href="#">Printable Flash Cards – Phase 2</a> <a href="#">Printable Flash Cards – Phase 3</a></p>  <p>Phonics - Phase 2 - Cloze</p>	<p>Cloze activities and flash cards to help teach and practise phase 2 &amp; 3 phonics.</p> <p><b>Lesson ideas: -</b></p> <ul style="list-style-type: none"> <li>• Cloze quizzes can be completed in order which matches the progression of phased phonics teaching. The quizzes include finding the missing sound in words, and also the creation of 2 syllable compound words.</li> <li>• These can be accessed on iPads or the Interactive Whiteboard during continuous provision.</li> <li>• Teachers can print off the flashcard to use to support the teaching of sounds.</li> <li>• Leave a set of cards in the writing area in order to support children in their independent writing.</li> </ul>
<p><b>Topic Stories</b> (Mini Mash)</p>	<p>Found within individual topic pins.</p>

**Need more support? Contact us:**

Tel: +44(0)208 203 1781 | Email: support@2simple.com | Twitter: @2simplesoftware



Topic based picture stories with simple sentences for children to read. The stories contain phonetic words as well as some common exception words.

**Lesson ideas: -**

- Read and discuss the stories together as a class based around the topics below.
- Children can listen with the audio or turn the sound off on the device if you would like children to sound out the sentences themselves.

[Autumn](#)

[Dinosaurs](#)

[Fairy Tales](#)

[Farm](#)

[Feelings](#)

[Food](#)

[Garden](#)

[Minibeasts](#)

[Pets](#)

[Pirates](#)

[Seaside](#)

[Space](#)

[Spring](#)

[Superheroes](#)

[Toys](#)

[Transport](#)

[Under The Sea](#)

[Weather](#)

[Zoo](#)

This could be used as a basis for children to create their own topic stories.

**Need more support? Contact us:**

Tel: +44(0)208 203 1781 | Email: support@2simple.com | Twitter: @2simplesoftware

