

# **Computing Scheme of Work - EYFS**

**Understanding The World**

**ELG: The Natural World**

# Understanding the World



## Early Learning

### Goal:

### The Natural World

Children at the expected level of development will:

Explore the natural world around them, making observations and drawing pictures of animals and plants.

Know some similarities and differences between the natural world around them and contrasting environments, drawing on their experiences and what has been read in class.

Understand some important processes and changes in the natural world around them, including the seasons and changing states of matter.

## Resources

### Topic Pins

(Mini Mash)

### [Under the Sea](#)

### [Seasons](#)

### [Autumn](#)

### [Winter](#)

### [Summer](#)

### [Spring](#)

### [Growing](#)

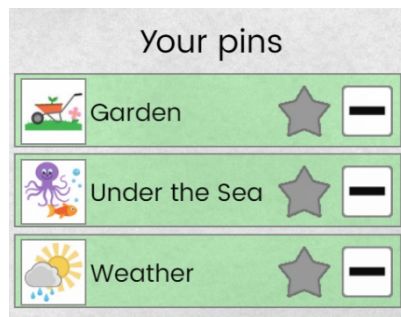
### [Garden](#)

### [Baby Animals](#)

### [Farm](#)

### [Minibeasts](#)

### [Pets](#)



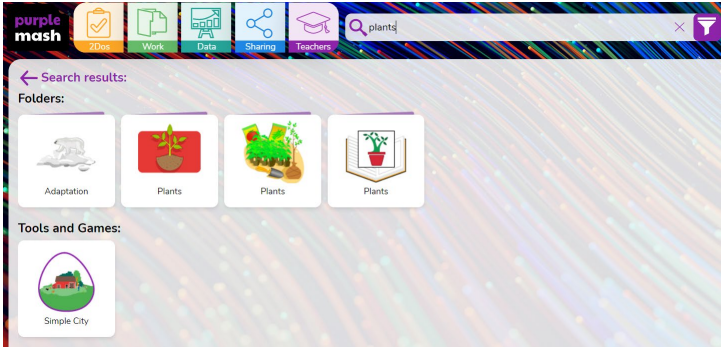
## Lesson ideas

### Lesson ideas: -

- Within Mini Mash there are a number of topic packs (referred to as PINS), which the teacher can select to turn on or off and allow the children to access the resources.
- Each topic pack has a slideshow about the topic which contains pictures for discussion to start the topic with the children.
- The slideshows are a starting point for the topic, and an opportunity to give the teacher time to assess the children's knowledge about the topic and to plan for ideas and additional activities about the topic.
- Each topic pack also consists of teachers PDF resources, new words which can be introduced with the topic, pictures to support the topic and images which can be used by the children to create their own resources for classroom use.
- Each topic also consists of resources for the children to use based around the topic e.g. jigsaws, pair games, mashcams, paint projects. Use these resources as talking points with the children.

Need more support? Contact us:

Tel: +44(0)208 203 1781 | Email: support@2simple.com | Twitter: @2simplesoftware

<p><a href="#">Seaside</a>  <a href="#">Space</a>  <a href="#">Weather</a>  <a href="#">Zoo</a></p>	<p>All activities and PDF resources have been created for each topic to support, discussion, language development, hand eye coordination etc. and opportunities to extend creative ideas for the teacher in the classroom</p>
<p><b>Topics</b>  <b>(Purple Mash)</b></p> 	<p><b>Lesson ideas: -</b></p> <p>There are a vast number of resources in the topic section on Purple Mash. The resources in the topic section support different age ranges.</p> <ul style="list-style-type: none"> <li>• To quickly find any resources to support the topic you are doing, type in the topic name in the search bar on the home page of Purple Mash, this will show you all the resources on Purple Mash and Mini Mash which support the topic.</li> <li>• Use the paint projects and the writing templates to help to support the topic in the classroom.</li> <li>• Let the children use the activities alongside the 'real' activity being carried out in the classroom or outside area.</li> <li>• Provide opportunities to talk to the children about what they have found in the natural world and what they are creating using the computer.</li> </ul>
<p><a href="#">Simple City</a>  <b>(Mini Mash and Purple Mash)</b></p>	<p><b>Lesson ideas: -</b></p> <p>Simple City provides an opportunity for the children to visit different places on the Simple City map.</p> <ul style="list-style-type: none"> <li>• Talk to the children about the different places that they could visit in the city.  What can they see on the map?</li> <li>• Who do they work in the different places?</li> <li>• What do the children think it would be like to visit the place?</li> </ul>

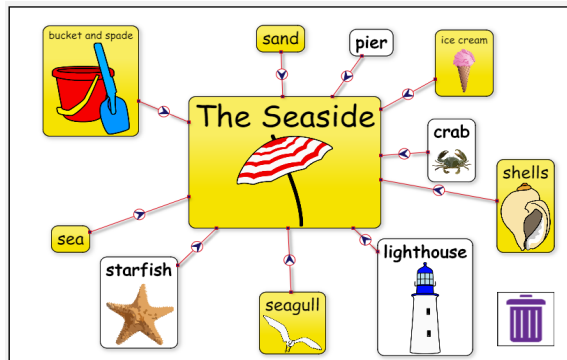

**Need more support? Contact us:**

Tel: +44(0)208 203 1781 | Email: support@2simple.com | Twitter: @2simplesoftware



- How are the place different?
- What would it be like to visit the farm? What would it be like to visit the vets?
- Do the children live near to any of the things they can see in Simple city?
- What do they live near to and what is it like?
- Have the children ever visited any of the places in Simple City (The Farm, the park, the vets etc.)? What was it like when they got there?
- Where would the children like to visit that they haven't been to before? Why would they like to go there? What do they think they will see when they get there?

**2Connect**  
(Purple Mash)



**Lesson ideas: -**

- Use 2 Connect as a teacher's resource to talk to the children about all the things they know about a topic you are thinking about.
- What do the children know about your topic already?
- For example, if you are talking about seaside places and what it might be like to live there, find out if the children have ever been and what their experiences are.
- Use a starting colour (e.g. yellow) to write down all the things that the children might know then add to this with a different colour to show all the new things/words which the children have found out about.
- If you visit the place, add photographs as part of the 'web' to remind the children of the experiences they had of visiting the environment.

**Need more support? Contact us:**

Tel: +44(0)208 203 1781 | Email: support@2simple.com | Twitter: @2simplesoftware